

Ejercicios Rítmicos

J. Arribas

The first ten staves of music are rhythmic exercises in 2/4 time. Each staff contains a sequence of notes and rests, often with slurs and accents. The exercises vary in their rhythmic patterns, including eighth notes, sixteenth notes, and rests. Some exercises include slurs and accents, and one includes a sharp sign (#).

Bellow Shake:

The 'Bellow Shake' section consists of two staves in 2/4 time. The first staff shows a sequence of chords with rhythmic markings (squares and 'V' symbols) above. The second staff shows a similar sequence of chords with rhythmic markings above.

Patrones rítmicos.

Vals / Jota / Fandango (cambia el aire)



seguidilla




jiga /danzantes



entradilla

variantes del 8/8:





petenera



Ejercicios Mano Derecha (rebatido)

Jorge Arribas








Music for a found harmonium



Martin O'Connor's Flying Cloak



Ejercicios para Tarantella

Jorge Arribas

5 5 4 5 5 1 5 1 4 2 3 1

Dm Gm Dm Dm Gm Dm

5 1 5 1 4 3 2 4 3 2 3 1 5 1 5 1 2 3 4 3 1

Dm Gm Dm Dm Gm Dm

5 1 3 1 4 2 3 1

Dm Gm Dm Dm Gm Dm

Cifrado americano: A B C D E F G sharp.- #
 la si do re mi fa sol flat.- b



* mayor	Maj	Ma	M	Δ
* menor	-	mi	m	min
aumentado	+	aug	Au	Aug
* disminuido	o	dim	di	°7
semidisminuido	ø	°7	m7 ^{b5}	

Con los acordes preparados de la mano izquierda, tengo los M, m, 7 y dism pulsando un solo botón.

Cifrados de los distintos tipos de acorde:

TRIADAS	7 ^a	9 ^a	11 ^a
<p>C Cma¹ C Ma C triad</p>	<p>C7 C7sus C7sus4 C7/4</p>	<p>C6/9 C⁶₉</p>	<p>C9⁺¹¹ C+11</p>
<p>C- Cm Cmi</p>	<p>C7sus C7sus4 C7/4</p>	<p>C9sus C9sus4 G-7 C</p>	<p>C-11 Cm9/11</p>
<p>C sus C sus4 C4</p>	<p>C7^{b5} C7(-5)</p>	<p>C9 C7/9</p>	<p>13^a</p>
<p>C+ C+5 C aug C#5</p>	<p>C7+5 C+7 C7#5</p>	<p>C7⁺⁹ C+9 C7#9</p>	<p>C13 C9/13</p>
<p>C° C-(^b5) C dim C dim triad</p>	<p>C^Δ C^Δ7 Cmaj7 CMa7</p>	<p>C7^{b9} C7(-9) C^b9</p>	<p>C-13 C m9/13</p>
<p>6^a</p>	<p>C-7 Cm7</p>	<p>C7^{b9}₅ C⁹₅</p>	<p>Nota agregada</p>
<p>C6 Cma6</p>	<p>C-^Δ C-maj7 Cm^Δ7</p>	<p>C-6/9 Cm6/9</p>	<p>C-7 add A Cm7 (add 13)</p>
<p>C-6 Cm6 Cmi6</p>	<p>C°7 C^o7 C dim</p>	<p>C-9 C-7/9 Cm9</p>	<p>Bajo cambiado</p>
	<p>C^o7 C^o7 Cm7^{b5} C^o7</p>	<p>C-^Δ9 Cm maj7/9 Cm maj9</p>	<p>C-7/F Cm7/F</p>

Petit Vals
(cifrado)

Jorge Arribas

I I IV IV I I V V I I IV IV V V I
IV IV I I V V I I ://

5

Am⁹ Dm⁹

9

Am⁹ E7(b⁹)

13

Am⁹ Dm⁹

17

E⁷ Am

21

Dm⁷ Am⁷

25

E7(b⁹) Am⁷ Am

Petit Vals

Jorge Arribas

1 2 3 3 2 1 4 1 2 3 3 2 1 2

Am Dm Am E

Detailed description: This system contains the first six measures of the piece. The music is in 3/4 time. The right hand (treble clef) plays a melody with fingerings indicated above the notes. The left hand (bass clef) provides a harmonic accompaniment with chords labeled Am, Dm, Am, and E. A slur covers the first two notes of the melody in measures 3 and 4.

9 1 2 3 3 2 1 4 3 4 5 4 3 2 1 2 1

Am Dm E7 Am

Detailed description: This system contains measures 7 through 12. The melody continues with fingerings indicated above. The left hand accompaniment includes chords Am, Dm, E7, and Am. A slur covers the last two notes of the melody in measures 11 and 12. The system ends with a double bar line and repeat dots.

17 2 4 3 2 3 4 3 2 3 1 2 3 2 1 2 4 3 2 1 3 2 1 2 1

Dm Am E Am Am

Detailed description: This system contains measures 13 through 18. The melody features a key signature change to one sharp (F#) in measure 14, indicated by a sharp sign above the note. The left hand accompaniment includes chords Dm, Am, E, and Am. The system concludes with a first ending (measures 17-18) and a second ending (measures 19-20), both marked with repeat dots and first/second endings indicators.

Petit Valse! ejercicios:

Nivel I:

Aprender cifrado americano: Am Dm E

Acompañar a 1/2 manos en una tonalidad menor: I IV V poner en partitura (inventar patrones para vals).

Nivel II:

Tocar usando sólo la hoja con cifrado americano:

Melodía.

Acompañamiento.

Peq. improv. con las notas fund. de los acordes Am 1 3 5 Dm 1 4 E 2 5 (-1)

Improvisaciones con notas de paso (escribir en part.) Am 2 4 Dm 1 3 5 E1 3 4

Nivel III:

Acompañamiento con distintos recursos rítmicos y de texturas, voces, arpeggios, ...

Improvisaciones con giros melódicos transportados, anillos.

Nivel IV:

Uso de acordes: m7, m9 y 7 b9. en ambas manos.

Improvisar ad libitum.... disfrutar.

Dm7: D dm fM
3 2 5





E7 b9: E fdism
2 5

Am9: A am em
4 3 2

An Dro

(cifrado)

Trad. Bretaña
Transc. J.Arribas



An Dro

Trad. Breñaña
Trans. J. Arribas

1 2 3 2 | 1 5 3 1 | 2 5 4 5 4 3 | 2 1 3 1 3 2 | 1 2 3 2

Dm F Gm C

2 5 3 4

Detailed description: This system contains the first four measures of the piece. The treble clef staff has a key signature of one flat (B-flat) and a 3/4 time signature. Fingerings are indicated by numbers 1-5 above the notes. Chords are labeled below the bass clef staff: Dm, F, Gm, and C. Fingering for the bass clef is shown below the notes: 2, 5, 3, 4.

1 5 3 1 | 2 5 4 5 4 2 | 3 1 2 3 1 3 1 | 1. 2 1 2 3 2 | 2. 2 1 2 1 2

Dm F Gm Am Dm Dm

2 5 3 - 2 3 3

Detailed description: This system contains measures 5-10. It features a first ending (1.) and a second ending (2.). Chords are labeled: Dm, F, Gm, Am, Dm, and Dm. Fingering for the bass clef is shown below the notes: 2, 5, 3, -, 2, 3, 3.

3 3 2 5 | 3 1 1 2 3 5 | 4 5 4 5 4 3 | 2 1 2 1 2

Dm C F Gm C

2 4 5 3 4

Detailed description: This system contains measures 11-16. It begins with a repeat sign. Chords are labeled: Dm, C, F, Gm, and C. Fingering for the bass clef is shown below the notes: 2, 4, 5, 3, 4.

3 3 2 5 | 3 1 1 2 3 5 | 4 2 3 1 3 1 | 1. 2 1 2 1 2 | 2. 1 1 2 3 2

Dm F Gm Am Dm Dm

2 4 5 3 - 2 3 3

Detailed description: This system contains measures 17-22. It features a first ending (1.) and a second ending (2.). Chords are labeled: Dm, F, Gm, Am, Dm, and Dm. Fingering for the bass clef is shown below the notes: 2, 4, 5, 3, -, 2, 3, 3.

An Dro. Ejercicios:

Nivel I:

Aprender cifrado americano: Dm F G Am C

Acompañar a 1/2 manos en una tonalidad menor: I III IV V VII (patrones en 2, 4, 8)

Nivel II:

Tocar usando sólo la hoja con cifrado americano:

Melodía

Acompañamiento

Pequeñas improvisaciones con las notas fundamentales de los acordes.

Improvisaciones con notas de paso

Nivel III:

Acompañamiento con distintos recursos rítmicos y de texturas, voces, arpeggios, ...

Improvisaciones con giros melódicos transportados, anillos.

Nivel IV:

Uso de acordes: 6 y m7 en ambas manos.

Improvisar ad libitum.... bailar!

F6: F fM dm

5 4 2

Dm7: D dm fM

3 2 5